



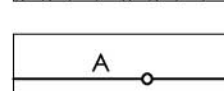














Legend - Hard works

-  Indicates tarmac surface to paths and roads as shown. Lower ground areas of the car park to be permeable to provide a sustainable drainage solution subject to advice from an engineer.
-  Indicates permeable block paving (installed to a no dig construction method) to the areas as indicated to avoid any damage to the existing trees.
-  Indicates all weather astroturf surface.
-  Indicates short pile sand filled synthetic turf for circulation paths.
-  Indicates 2000mm high weld mesh fence to the site boundary (where 5m fencing not required), gates will provide controlled maintenance access. Fence type and colour to match the existing fencing around the bowling greens.
-  Fencing immediately around the pitches to comprise of 1.2m high rebound boards in front of a 2-3m high weld mesh fence and black netting on top to provide a maximum total height of 5m.
-  Indicates 2.3m high solid timber fence 20mm thickness, min mass/ unit area 15kg/sq.m as recommended in Hepworth Acoustics report. Set back (so not touching) the 5m high fence as described above.
-  Indicates gabion retaining walls to be wire mesh cases filled with a local natural stone. For retaining wall heights please refer to individual notes.
-  Indicates slopes to tie the new site into the existing surrounding levels.
-  Indicates existing levels around the proposed development site and under existing trees to be retained.
-  Indicates proposed levels.
-  Indicates proposed slopes and falls, please refer to the individual notes on the drawing.

Please note that all levels are subject to being checked by an engineer and being worked into the proposed drainage scheme.

Legend - Soft works

-  Existing trees to be retained. Please refer to TPM tree survey and tree removals and protection drawing for further information.
-  Existing trees to be removed. Please refer to TPM tree survey and tree removals and protection drawing for further information.
-  For all landscape works existing and proposed please refer to TPM Landscape Layout for further information.

This drawing is the copyright of tpm landscape Ltd and cannot be reproduced in any form without the consent of the company. Written and scaled dimensions to be checked on site, any discrepancies reported prior to work commencing. IF IN DOUBT PLEASE ASK



Rev.H Pavilion moved, pitches moved together and acoustic fence moved around tennis courts EP 21 1009
 Rev.G Pavilion and pitches slightly moved to accommodate easement, carparking reduced EP 300909
 Rev.F Skate park omitted, boundary treatments changed to English Heritage comments EP020009
 Rev.E Acoustic fence added around the outer edge of the tennis courts EP200709
 Rev.D Tennis courts on outside boundary, parking space removed EP190509
 Rev.C Footpath added EP160409
 Rev.B Muga and skate park relocated EP090409
 Rev.A Additional tree retained EP110309

tpm landscape
 chartered landscape architects
 4th Floor Studio 10 Little Lever St Manchester M11 1HR
 tel:0161 235 0620 fax:061 email:info@tpmlandscape.co.uk

Client: Goals Soccer

Project: Heaton Park

Description: Hardworks Layout

Status: For Approval

Scale	Drawn	Date
1:500	EP	March 09
Job number	Drawing No.	Revision
846	03	H

Copyright TPM Landscape Ltd